



DANTE

Dining Range

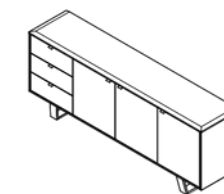
Description The Dante dining furniture

range is the perfect blend of modern and rustic styles. Crafted from solid messmate timber, it features industrial metal legs that add a touch of urban charm to the collection. Each piece is meticulously designed to provide comfort and style, making it an excellent choice for any dining space.

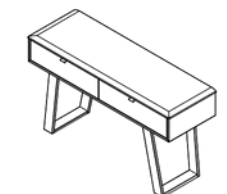
Material Messmate timber will often

display subtle growth rings, flowing grain marks & occasional gum veins, all of which tell the story of our great Australian landscape and reflect the individuality of every piece of furniture. Many of these characteristics are born from withstanding extreme weather conditions over many years, such as bushfires, severe storms, flooding and prolonged periods of drought, showcasing nature's signature across every piece of timber furniture.

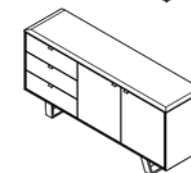
The Messmate timber used in this product is expertly manufactured into our signature, durable and full-of-character furniture pieces.



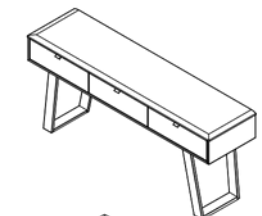
Buffet
Dimensions
2200 x 480 x 845



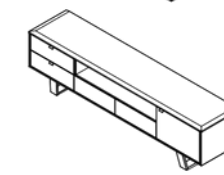
Console
Dimensions
1400 x 470 x 770



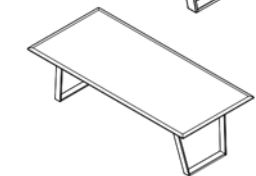
Buffet
Dimensions
1800 x 480 x 845



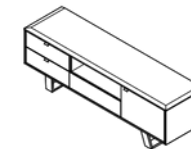
Console
Dimensions
1800 x 470 x 770



Entertainment Unit
Dimensions
2200 x 480 x 580



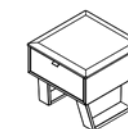
Dining Table
Dimensions
2500 x 1150 x 760



Entertainment Unit
Dimensions
1800 x 480 x 580



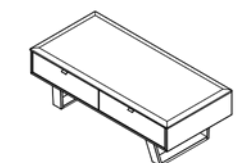
Dining Table
Dimensions
2000 x 1050 x 760



Lamp Table
Dimensions
500 x 500 x 455



Dining Table
Dimensions
1800 x 1000 x 760



Coffee Table
Dimensions
1360 x 650 x 455



SOLID MESSMATE

Warranty

All of our product is backed by a 12 month structural warranty.